

Entwicklung
Produktion
Vertrieb

Development
Production
Distribution




Sonderventile für alle Baumaschinen

Individuelle Hydraulik – Individual Hydraulics

Special Valves for all Construction Machinery

Wegeventile, schaltend, proportional
Druckventile, Standard, elektrisch-proportional
Vorsteuerventile, schaltend, elektrisch-proportional
Stromregelventile und Mengenteiler
Senkbremssperrventile
Lasthalteventile
Drosselrückschlagventile
Rohrbruchsicherungen
Fahrbremsventile
2-Wege-Baggersteuerungen
Kabinensteuerungen



Senkbremssperrventil
Load Lowering-Check Valves




Rohrbruchsicherung
Rupture Valve



Bremsventil
Brake Valve

Directional Control Valves, switching, proportional
Pressure Valves, standard, electrical-proportional
Control Valves, switching, electrical-proportional
Flow Control Valves and Flow Dividers
Load Lowering-Check Valves
Load-Holding Valves
Throttling Check Valves
Rupture Valves
Brake Valves
Road-Rail-Excavator Controls
Cabin Control Valves

Lasthalteventil
Load-holding Valve



www.wessel-hydraulik.de



Entwicklung
Produktion
Vertrieb

Development
Production
Distribution



Sonderventile für die Anbautechnik


Individuelle Hydraulik – Individual Hydraulics

Special Valves for Demolition Tools

Druckwaagen
Scherensteuerungen
Eilgangventile
Schnellwechslerventile
Druckübersetzer
Stromregelventile
Wegeventile
Druckventile




Wegeventil S6/2
Directional Control Valve S6/2




Druckwaage
proportional LS
Pressure Compensator
proportional LS




Wegeventil S2/2
Directional Control Valve S2/2



Eilgangventil
Speed Valve



Stromregelventil
proportional 120 L/MIN
Flow Control Valve
proportional 120 L/MIN



Stromregelventil LS
Flow Control Valve LS

Pressure Compensators
Shear Control Systems
Speed Valves
Quick Coupler Valves
Pressure Intensifiers
Flow Control Valves
Directional Control Valves
Pressure Valves



www.wessel-hydraulik.de

